

MyPlaceMySay Beginners Guide



How to Zoom In


Created by:
Web Team

Email: webteam@sstaffs.gov.uk

Zooming In

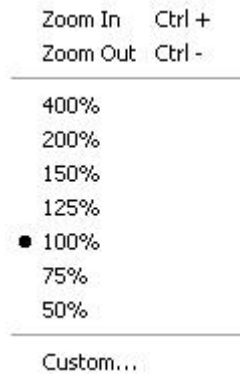
If you find that the size of the text displayed on the website is an issue for you, then here is a tip for changing the size.

In the right-hand corner of your Internet Explorer browser, there is a

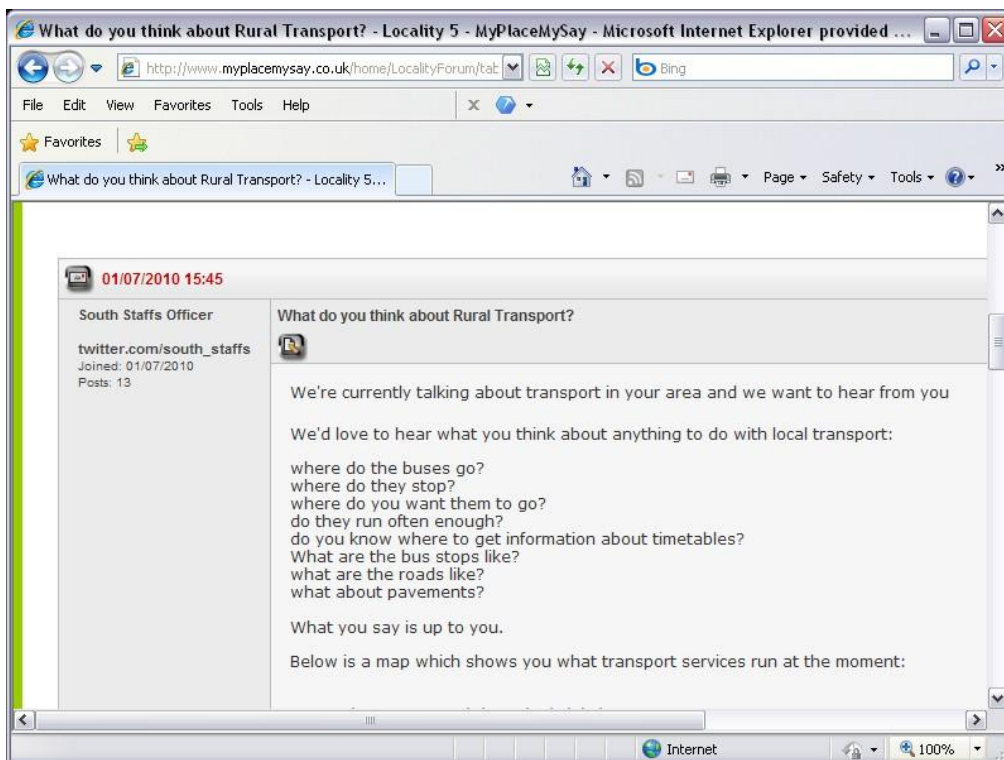


Clicking on this will allow you to change the size of text. You will then be presented with a number of percentages. The higher the percentage, the larger the text will appear.

If you do not use Microsoft Internet Explorer, then please contact myplacemysay@sstaffs.gov.uk for more information.

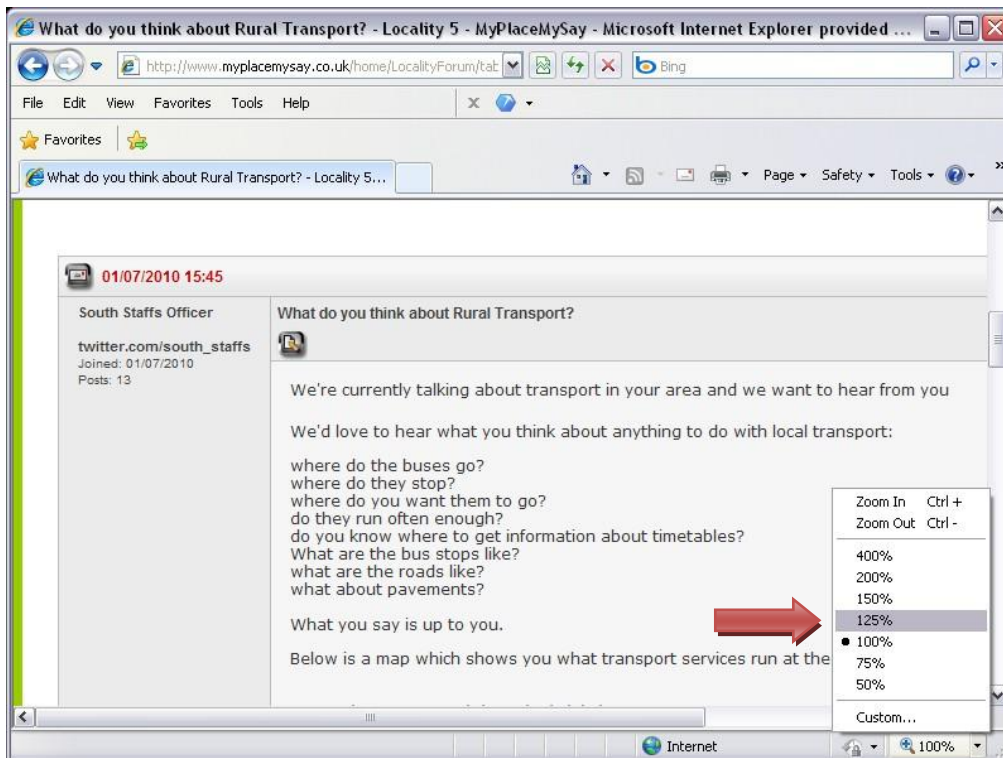


To do this you need to follow the steps below:

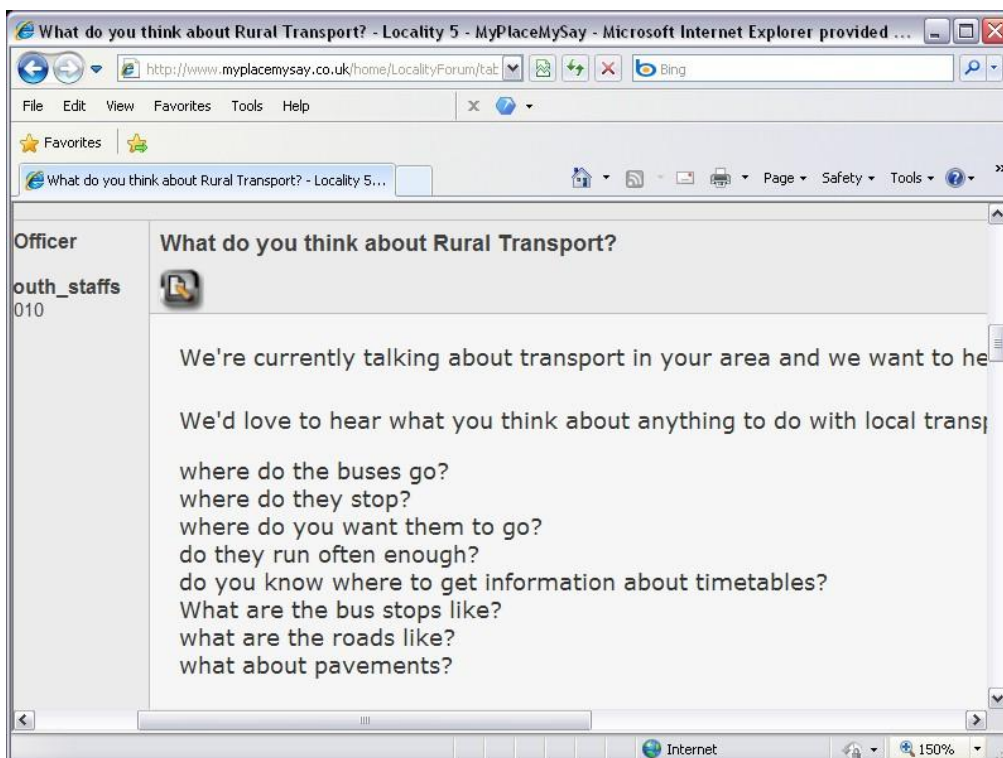


Select the **100% menu** item.





Select the desired percentage you wish to increase by.



The larger the percentage

Trouble Zooming In?

Here are some common problems when trying to Zoom In:

- If you are using a different Internet browser to Microsoft Internet Explorer then zooming in on a page will be different. You will need to contact the Web Team for more information.

If you need any more help or guidance with using our website, please contact us at:

Contact

Web Team

Tel: 01902 696140

Email: myplacemysay@sstaffs.gov.uk

Have you seen our Facebook page? Find us at www.facebook.com